



litt

The new
class of
signaling
lights



reddot design award
winner 2013

Signaling beyond expectation

Innovative technology down to the smallest detail



Crafted to match any installation

litt's puristic design allows the product to be seamlessly integrated almost anywhere and fills even the most demanding surroundings with unique elegance and character.

litt shows its real strength whenever it lights up. Enjoy distinctive colors and a powerful light characterized by 360° CleanVision®. litt raises awareness in any environment.



Designed to convince

Engineered using high-quality materials including anodized aluminum and polyamide, litt provides both strength and longevity. These components make litt an extremely solid and sustainable signaling device. The optimal harmonization of all elements results in clear stylistic idiom and sleek design. litt always provides a consistent overall appearance.

Developed to last

litt houses one of the most sophisticated signaling technologies. Thanks to rugged bayonets, segments can be combined and customized to your requirements within seconds. Hidden on the inside, all electronic and connecting elements are fully splash-proof. Multiple combinations of segments and a variety of lighting patterns assure a high degree of flexibility and signal options.

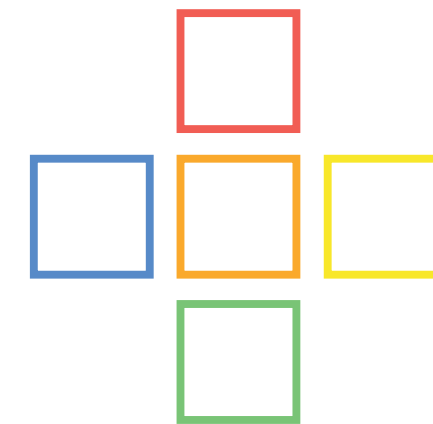

Unmatched visibility with CleanVision®

Sending unmistakable signals

Attention guaranteed

The most important task of every signaling device is to achieve perfect visibility. Signals need to be explicit and reliable.

This is why we created a light with properties never seen before. With our CleanVision® technology we formed signals that are noticeably incomparable. You can't miss litt's clear and homogenous alerts. The absence of uncomfortable blur and a reduced reflection of ambient light make our signals stand out.



CleanVision®

Brilliant colors

litt shines in spectral colors. No matter which of litt's five colors you choose, each one of them delivers an extremely pure and bright color.

litt doesn't use colored lens attachments, its innovative diffuser emits generic LED light without any color distortion. The intense and homogenous colors provide maximum attention due to enormous visibility.

Sharp contrasts

litt emits light with super sharp outlines. Thanks to its diffuser's special surface, the reflection of ambient light is up to 80% lower compared to other devices. That's why even at maximum distance litt's LED signals never appear blurry and are absolutely glare-free.

Even in "light smog" conditions litt shines through with perfect visibility. A well thought out balance of colors and a wide range of programmable patterns result in a powerful presence.

Smart features meet intelligent design

Discover the perfect fit for your specific application

Core and Interface: litt's Base Controller

A solid Base Controller is the fundamental element and control center of every litt Signaling Device. Make use of bayonet connections and easily combine your choice of litt Color Segments in any order.

Each Base Controller has a USB-Port. This allows users to individually program each Color Segment's light and flash patterns. The Lighthouse® application is an easy to use software and is free of charge.



Complying with industrial environments

There are many ways to integrate litt into different environments. Options include wall mounts and various types of posts. Thanks to a great choice of mounting devices, it is easy to attach litt to any kind of machine.

Uncompromising flexibility

litt's modular design allows you to set up the litt Signaling Device according to your individual needs. Color Segments come in five colors: red, yellow, green, blue and white. Each is available in two heights. One Base Controller takes up to five Color Segments or four Color Segments with one litt Sound Segment.

Each litt Segment has its own individual micro-controller with Flash-RAM. Feel free to choose colors and set up each segment's lighting pattern individually. Choose between flash modes and adjust each segment's brightness level to its purpose.



The litt Sound Segment


The Sound Segment has the same intelligence as the litt Color Segments. Choose your sound pattern and adjust the volume according to your requirements. Use it whenever you need additional attention through acoustic signals.



Assembly and installation made easy

Universal Mounting Kit

The Universal Mounting Kit bears its name for good reason. It includes the tool you need to install and attach your litt to any kind of surface, posts or ceilings.



Concealed cable routing

A threaded sleeve is part of litt's Universal Mounting Kit. It serves as a support for cable routing. Lead the cable through the sleeve and fix it to a surface using the nut included in your kit. A washer ensures high stability. All the wiring remains invisible.

Universal Mounting Flange

The litt Universal Mounting Flange allows you to integrate litt to a litt Riser. A full aluminum clip cover keeps the look clean.

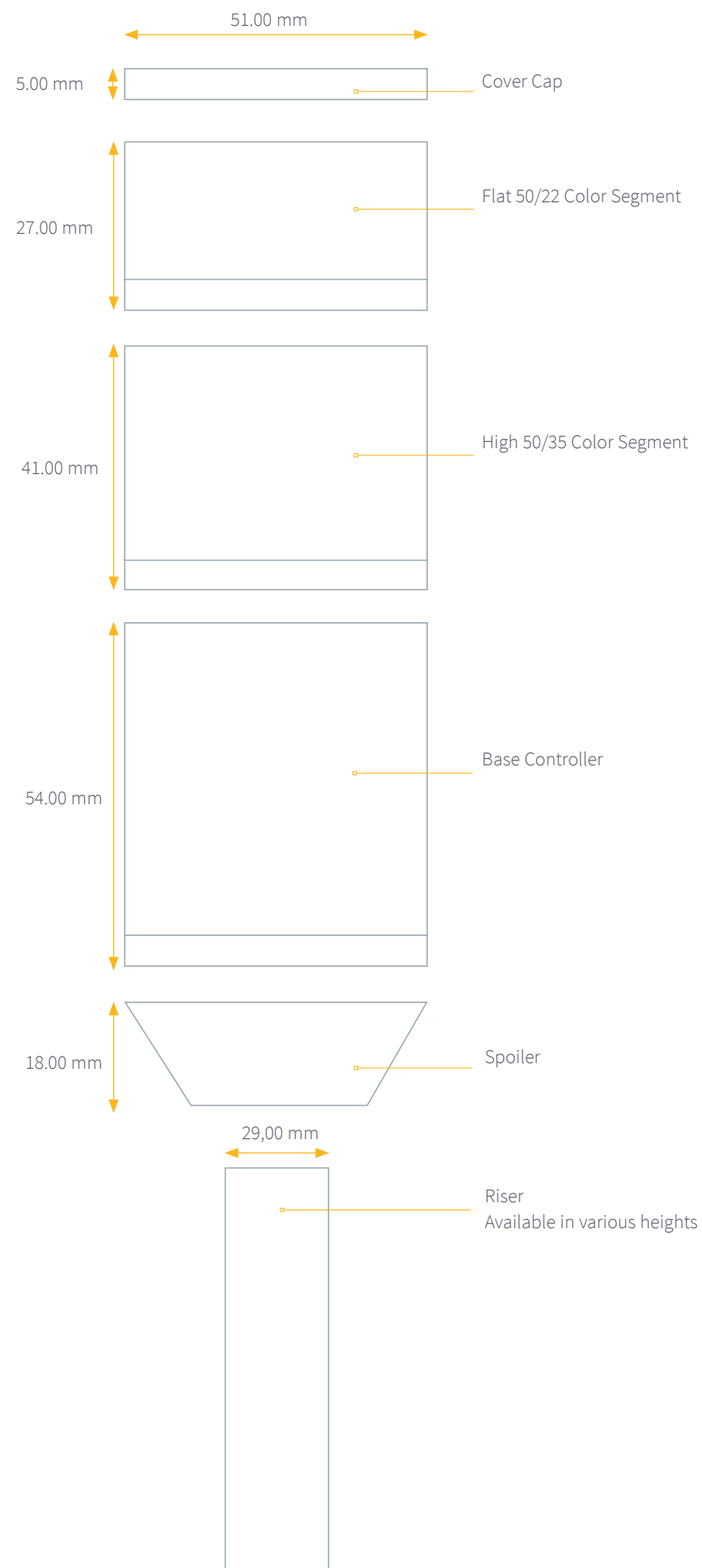
To mount litt to ceilings there is a special litt Riser available which comes as a kit.



Color-coded hybrid cable

The Base Controller's port panel consists of an 8 pin terminal block for cable connection. Simply attach the wires of our custom hybrid cable to the matching colors on the port panel. Connect your PC via mini-USB jack and select signaling patterns via Lighthouse® Software.





Tech Specs

Power Requirements

Supply Voltage	9 V...24 V
Power Consumption of litt Base Controller	0.5 W (Base Controller only)
Power Consumption of each litt Color Segment	max. 2.5 W

Hybrid Cable

	mm ²	∅	AWG
Braid	0.2...0.5	-	26...20
Solid Wire	0.14...0.5	0.45...0.8	26...20

Connections of Base Controller

Label	Description	Signal
Chassis	DC Connection to Protective Earth recommended	PE
Ground	DC Supply Voltage (-)	0V
+9-24V	DC Supply Voltage (+)	+9V...24 V
Red	Control Input for red Color Segment, no drain	+3V...24 V
Yellow	Control Input for yellow Color Segment, no drain	+3V...24 V
Green	Control Input for green Color Segment, no drain	+3V...24 V
Blue	Control Input for blue Color Segment, no drain	+3V...24 V
White	Control Input for white Color Segment, no drain	+3V...24 V



www.yellowtec.com/litt



info@yellowtec.com